

RF POWER AMPLIFIERS

RF0250
RF11xx
RF12xx
RF13xx

Specifically designed for EMC/EMI RF compliance testing

- Distortion free performance
- Wide choice of power outputs
- Coverage from 100KHz to 3GHz.
- Compact and cost effective.
- 100% mismatch tolerance



The Laplace range of RF power amplifiers are compact, air-cooled standardised units. They are all fit and forget units which feature 0dBm input for maximum output, fixed gain, good linearity and impulse characteristics and excellent reliability.

They are ideal for immunity testing to IEC61000-4-3 and IEC61000-4-6.

Photograph shows an RF1100, 24W 30 to 1000MHz power amplifier

Comprehensive The Laplace range of power amplifiers cover a wide range of applications, from 10W to 70W and from 100KHz to 3GHz.

Compliance All Laplace power amplifiers are designed to deliver IEC-compliant signals over the full range of power output with low distortion and good pulse characteristics

Protection Output circuits fully protected against overload and poor VSWR conditions. External 'standby mode' input for extra protection when used with software driven test systems such as the Laplace 'RFSynth' program.

Compact and Convenient The Laplace power amplifiers represent the most compact amplifiers currently on the market. They have a simple fixed gain, signal-in, power-out operation. All are rated for full power at 0dBm input.

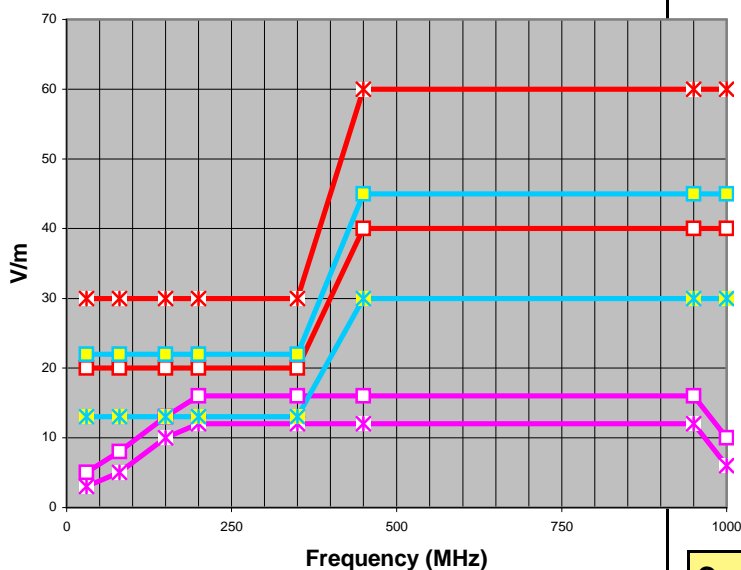
LAPLACE INSTRUMENTS LTD



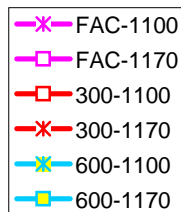
RF Power Amplifiers - the range.....

| Model | Frequency range | Power rating (max) | Power rating (1dB Comp) | Small Signal Gain | Size W x H x D mm | Weight kg |
|--------|-----------------|--------------------|-------------------------|-------------------|-------------------|-----------|
| RF0250 | 100KHz-250MHz | 25W | 15W | 46dB | 300 x 105 x 240 | 6 |
| RF1100 | 30—1000MHz | 24W | 13W | 46dB | 300 x 105 x 240 | 6 |
| RF1170 | 30—1000MHz | 70W | 40W | 49dB | 482 x 133 x 500 | 22 |
| RF1200 | 0.8—2GHz | 12W | 10W | 41dB | 300 x 105 x 240 | 6 |
| RF1240 | 0.8—2GHz | 50W | 40W | 48dB | 300 x 200 x 240 | 10 |
| RF1300 | 0.8—3GHz | 8W | 5W | 46dB | 300 x 105 x 240 | 6 |

Actual typical performance—field strength in typical IEC61000-4-3 applications.



The graph shows actual field strengths achieved in three types of test facility with two of the above amplifiers.



FAC: Fully anechoic chamber (3m chamber) with standard Bilog antenna.
 300: Laplace Lc300/2 test cell
 600: Laplace Lc600 test cell.

These plots include the allowance for 80% AM modulation. Performance at frequencies above 1GHz is dependant on the type of antenna, but are always better than the figures shown here for the 500-950MHz band for a given power input.

Common specifications

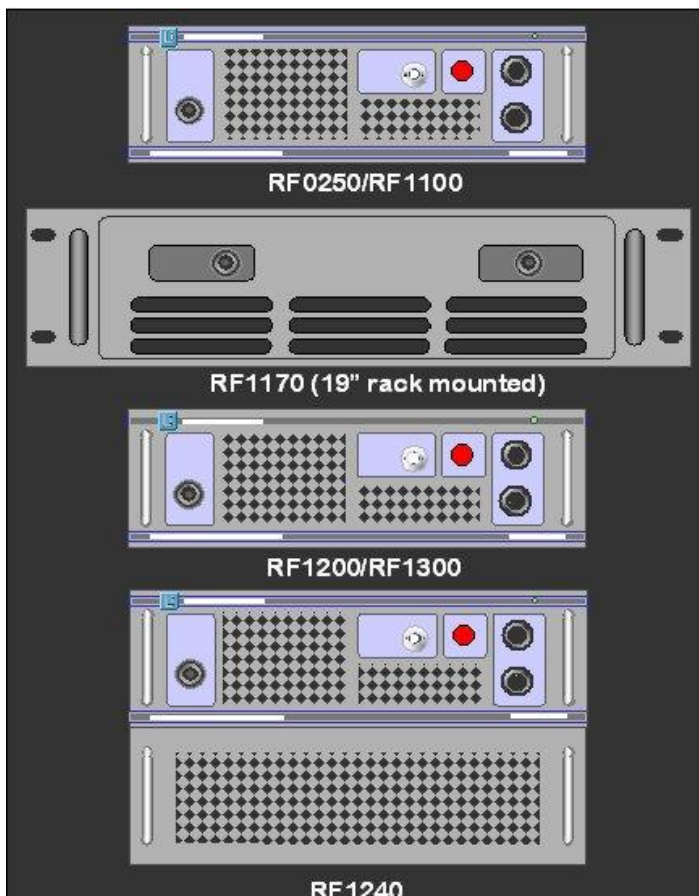
Signal characteristics

Input/output impedance: 50ohm
 RF input for max output: 0dBm
 Class of operation: AB
 Gain flatness: ±1.5dB
 Input VSWR: 2:1 max.
 Harmonics: -20dBc typical @ 1dB comp. power
 Spurious signals: -60dBc typical @ 1dB comp. power.
 Output connector: N type

General

AC input power: 100—240V ac 50/60Hz
 Connector: IEC
 Cooling: Forced air
Environmental: 0—50deg C, 95% humidity

Available from



LAPLACE INSTRUMENTS LTD

3B Middlebrook Way, Cromer, Norfolk
 NR27 9JR. UK

Tel: +44 (0)1263 51 51 60
 Fax: +44 (0)1263 51 25 32
 Web site: www.laplace.co.uk
 E-mail: tech@laplace.co.uk

